


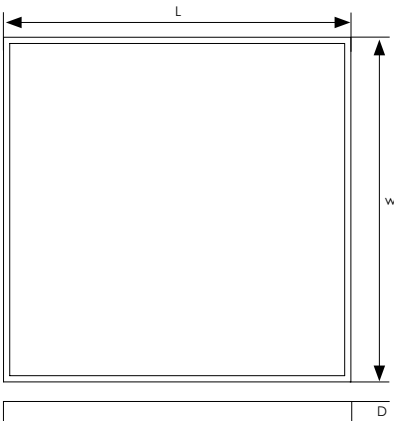
Galanos Athena Integrated LED Panel

Energy efficient integrated LED panel



- Constructed from aluminium frame and housing with diffuser
- Edge-lit LED technology with high efficiency 85lm/W
- Long life 30,000 hour maintenance free operation
- Available in a variety of colour options, 3000K warm white, 4000K cool white and 6000K daylight.
- 30,000 switching cycles
- IP20 rated for indoor use only
- -20° to 45°C ambient operating temperature
- Instant full light
- Not suitable for dimming

| Product Code | Watts (W) | Volts (V) | Colour Appearance | Colour Temp (K) | Useful Lumens (lm) | Total Lumens (lm) | Beam Angle | Dimensions (mm) | | | Order Qty |
|----------------------|-----------|-----------|-------------------|-----------------|--------------------|-------------------|------------|-----------------|-----|----|-----------|
| | | | | | | | | W | L | D | |
| Single Carton | | | | | | | | | | | |
| 11199 | 40 | 240 | Warm White | 3000 | 3150 | 3350 | 120° | 595 | 595 | 10 | 1 |
| 9646 | 40 | 240 | Cool White | 4000 | 3180 | 3400 | 120° | 595 | 595 | 10 | 1 |
| 11182 | 40 | 240 | Daylight | 6000 | 3200 | 3450 | 120° | 595 | 595 | 10 | 1 |




This luminaire contains built-in LED lamps.

The lamps cannot be changed in the luminaire.

CROMPTON LAMPS

LED

874/2012



Lighting brilliance since 1878



Phoebe LED™ is a trading name of Crompton Lamps Limited
 Crompton Lamps Limited registered in England and Wales No. 05590551
 Registered office and correspondence address: Unit 2, Marrtree Business Park, Bowling Back Lane, Bradford BD4 8QE

Tel: +44 (0)1274 657 088 **Fax:** +44 (0)1274 657 087 **Email:** sales@phoebeled.com **Web:** www.phoebeled.com

All images and specifications are for illustration purposes only and are subject to change without notice.
 E. & O. E. © Crompton Lamps Limited 2018