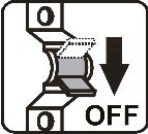


This instruction sheet is relevant to Phoebe LED 3-hour Emergency Kit with part code: 12424  
**THANK YOU for buying this PHOEBE LED product.** To help ensure this product gives complete satisfaction please only use it according to the following instructions, and then pass the instructions to the appropriate person for retention and future reference.

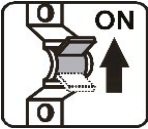
**BEFORE YOU START  
PLEASE READ ALL THE  
INSTRUCTIONS CAREFULLY**

**PRIOR TO INSTALLATION**



Turn power off at the mains

**ONLY ONCE INSTALLATION  
IS COMPLETE**



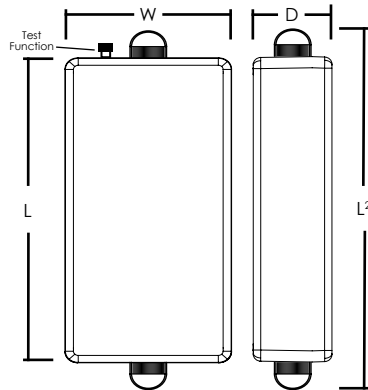
Turn power back on at the mains

**CIRCUIT TESTING**

For high voltage circuit insulation testing disconnect mains input supply first  
**(Do not circuit test using a Megger)**

**Dimensions:**

Part Code	Wattage	Width (W)	Length (L)	Depth (D)	Depth including Cable Gland (L2)	Weight
12424	12W	100mm	200mm	53mm	246mm	1.5Kg



Diagrams are for illustration purposes only

**IMPORTANT INFORMATION**

This product contains a nickel metal hydride battery (NiMH)

**NI-MH12V4000MAH**

After Installation is complete please mark the unit with the installation date. (see unit label)

**Battery is non-replaceable**

**Charge time:** 24hours

The unit can be charged from 110-265v mains source

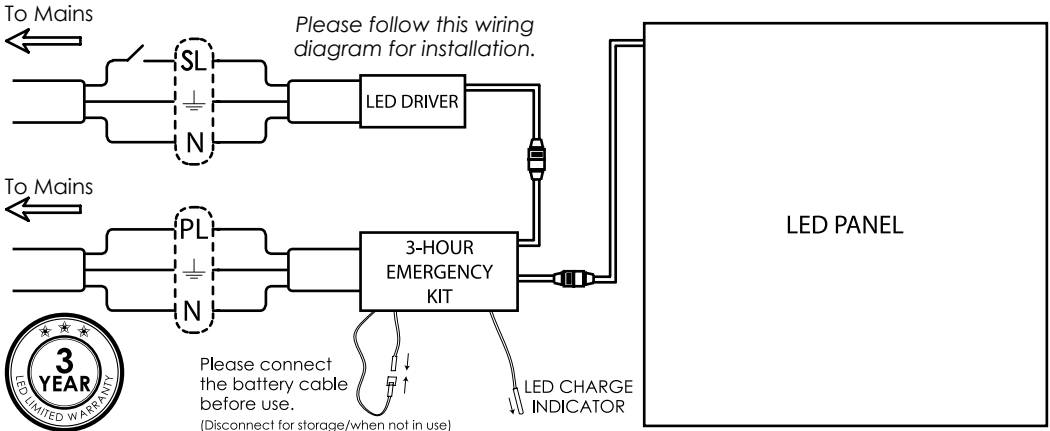
**Charging capacity:** 4000mAh

**Discharge time:** ≥3 Hours



**Environmental Protection**

Waste electrical products should not be disposed of with household waste. Please recycle where facilities exist. Check with your Local Authority or retailer for recycling advice.



**WARNING**

1. Installation only to be carried out by a qualified electrician
2. Please ensure surface is suitable and capable of holding the unit weight
3. Do not operate if product is damaged
4. For use exclusively with Phoebe LED 36W Galanos Athena range of panels only

**TEST FUNCTION**

- Press and hold external button for test function.
- The permanent live power will be cut and the LED panel will illuminate to 30% in emergency function, the LED Indicator will turn off to show unit is discharging (note if the LED Indicator is off while permanent live is active, the unit is not charging).

Images are for information only. Phoebe LED shall not be held liable for improper operation of the product in circumstances where procedures and specifications have not been followed correctly.

**Tel:** +44 (0)1274 657 088 **Fax:** +44 (0)1274 657 087 **Web:** www.cromptonlamps.com