



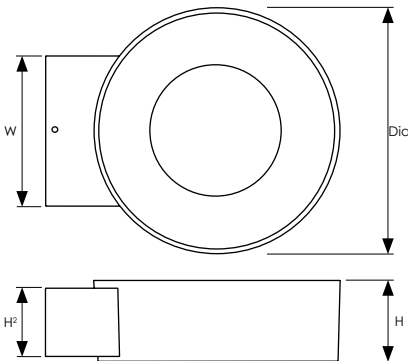
Polo LED Wall Light




Energy efficient integrated LED wall mounted light.

- 40,000 hours average rated life
- 100,000 switching cycles
- IP65 rated for outdoor use
- Hollow ring design with diffused light emitting from inner surface
- Constructed from aluminium with a polycarbonate cover
- Not suitable for dimming
- Instant full light

Product Code	Watts (W)	Volts (V)	Colour Appearance	Colour Temp (K)	Total Lumens (lm)	Beam Angle	Dimensions (mm)				Order Qty
							Dia	H	H ²	W	
9608	8	240	Cool White	4000	510	120°	140	59	54	90	1





This luminaire contains built-in LED lamps.

The lamps cannot be changed in the luminaire.

CROMPTON LAMPS

A⁺⁺

A⁺


A

~~C~~

~~D~~

~~E~~

LED



874/2012



Lighting brilliance since 1878

Phoebe LED™ is a trading name of Crompton Lamps Limited
 Crompton Lamps Limited registered in England and Wales No. 05590551
 Registered office and correspondence address: Unit 2, Martree Business Park, Bowling Back Lane, Bradford BD4 8QE
Tel: +44 (0)1274 657 088 **Fax:** +44 (0)1274 657 087 **Email:** sales@cromptonlamps.com **Web:** www.cromptonlamps.com

All images and specifications are for illustration purposes only and are subject to change without notice.
 E. & O. E. © Crompton Lamps Limited 2019