

## PHOEBE LED FLEXI STRIP-LIGHT KIT WW/CW 5m

INSTRUCTIONS RELEVANT TO PHOEBE LED FLEXI STRIP-LIGHT KIT WW/CW 5m PRODUCT ONLY

**THANK YOU for buying this PHOEBE LED product.** To help ensure this LED Flexi Strip-Light gives complete satisfaction please only use it according to the following instructions, and then pass the instructions to the appropriate person for retention and future reference.

### Warranty

This product has been manufactured to strict quality standards and comes with a three-year manufacturer's warranty. If you have any cause for complaint then please contact the dealer where you purchased the product who will handle any replacements, where applicable.

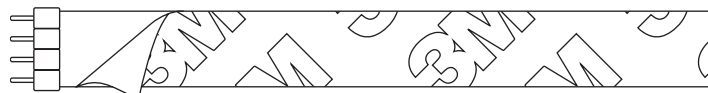
### Safety

1. Do not operate the LED Flexi Strip-Light if damage is visible on any cables.
2. If used on the floor the cable must be protected against unnecessary damage.
3. Make sure the power is switched off when cleaning or mounting the LED Flexi Strip-Light.
4. Do not look directly at the LED chips.
5. Do not cover the LED Flexi Strip-Light while in operation.
6. Do not connect the LED Flexi Strip-Light to other styles of LED Strip Light or other electrical devices.

### Recycling the Phoebe LED Flexi Strip-Light and associate components

1. Do not place the LED Flexi Strip-Light into household waste
2. Contact your local recycling agency for advice on how to recycle your LED Flexi Strip-Light

### How to Affix the LED Flexi-Strip Light to a Surface

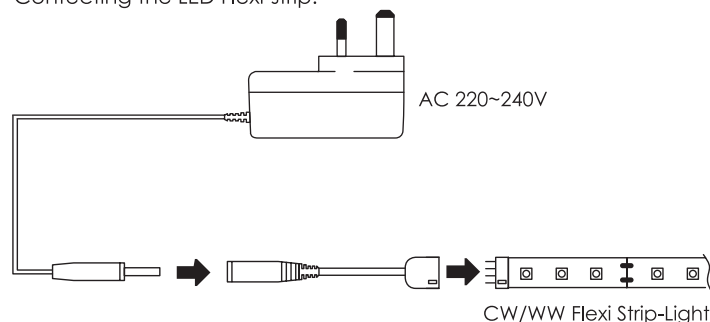


1. Peel back the 3M Adhesive backing.



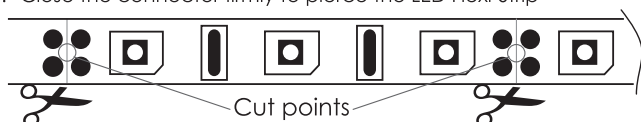
1. The surface must be clean and free from dust and grime.
2. Press the LED Flexi Strip-Light firmly into place.

### Connecting the LED Flexi-strip:




### Cutting/Re-connecting the LED Flexi-Strip:

- 1: Cut strip carefully at the indicated points on the strip
- 2: To re-join use one of the supplied connecting leads
- 3: Open the end of the connector as shown
- 4: Line up the strip face up, ensure the + symbols are aligned
- 5: Close the connector firmly to pierce the LED Flexi-Strip



### Contents: 5m LED CW or WW Flexi Strip-Light plus:



- A: UK 3-Pin Plug with Integrated Driver and Cable  
B: Integrated driver to LED strip light DC connecting lead  
C: 2x 15cm Connecting Leads

Images are for information only. Phoebe LED shall not be held liable for improper operation of the luminaire in circumstances where procedures and specifications have not been followed correctly.

**Tel: +44 (0)1274 657 088 Fax: +44 (0)1274 657 087 Web: [www.phoebeled.com](http://www.phoebeled.com)**