

LED CFL Single Turn S Type 2 Pin



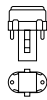
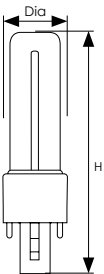
LED glass energy efficient lamps often used for office lighting and in public buildings, these lamps are designed to replace CFL PLL equivalents and use less than half the wattage.

- 30,000 hour life
- 15,000 switching cycles
- 2 year warranty
- 3000K warm white and 4000K cool white colour options
- Colour rendering index Ra≥80
- G23 2-Pin cap
- Full glass body
- Pearl finish
- Passive heatsink design
- Not suitable for dimming
- Recommended for indoor use only

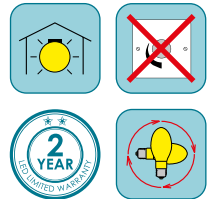


Product Code	Watts (W)	Volts (V)	Cap	Colour Appearance	Colour Temp (K)	Total Lumens (lm)	Dimensions (mm)		Energy Rating	Order Qty
							Dia	H		
7W Equivalent - Single Carton										
LS7WW	3	220-240	G23	Warm White	3000	300	32	134		10
LS7CW	3	220-240	G23	Cool White	4000	325	32	134		10
9W Equivalent - Single Carton										
LS9WW	4.5	220-240	G23	Warm White	3000	500	32	159		10
LS9CW	4.5	220-240	G23	Cool White	4000	525	32	159		10
11W Equivalent - Single Carton										
LS11WW	5	220-240	G23	Warm White	3000	630	32	218		10
LS11CW	5	220-240	G23	Cool White	4000	665	32	218		10

DIRECT-TO-MAINS: Requires Ballast bypass, wire direct-to-mains only.



G23 2-Pin Cap



Lighting brilliance since 1878



Crompton Lamps Limited registered in England and Wales No. 05590551
 Registered office and correspondence address: Unit 2, Martree Business Park, Bowling Back Lane, Bradford BD4 8QE
Tel: +44 (0)1274 657 088 **Fax:** +44 (0)1274 657 087 **Email:** sales@cromptonlamps.com **Web:** www.cromptonlamps.com

All images and specifications are for illustration purposes only and are subject to change without notice.
 E. & O. E. © Crompton Lamps Limited 2024