

LED Candle/Round Clear Dimmable


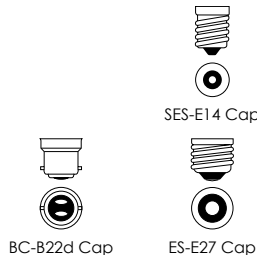
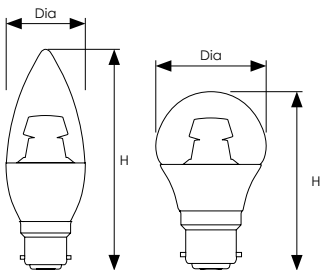


Energy saving LED replacement lamp featuring LED technology and a clear finish to closely resemble the look and feel of a traditional incandescent lamp.

- Exact equivalent brightness for regular 40W incandescent lamps
- 15,000 hour life
- 7,500 switching cycles
- 2700K warm white
- Colour rendering index Ra≥80
- BC-B22d, ES-E27 or SES-E14 cap
- Clear finish
- Dimmable - DuoDim™ Technology compatible with both leading and trailing edge dimmers*
- Recommended for indoor use only

Product Code	Watts (W)	Volts (V)	Cap	Colour Appearance	Colour Temp (K)	Total Lumens (lm)	Incandescent Equivalent (W)	Dimensions (mm)		Energy Rating	Order Qty
								Dia	H		
Candle - Single Carton											
4610	6.5	240	BC-B22d	Warm White	2700	470	40	37	106	A+	10
6171	6.5	240	ES-E27	Warm White	2700	470	40	37	106	A+	10
4603	6.5	240	SES-E14	Warm White	2700	470	40	37	110	A+	10
Round - Single Carton											
4627	6.5	240	BC-B22d	Warm White	2700	470	40	45	80	A+	10
4634	6.5	240	ES-E27	Warm White	2700	470	40	45	80	A+	10
4641	6.5	240	SES-E14	Warm White	2700	470	40	45	86	A+	10

* The lamp is compatible with most dimmer switches, please refer to website for up-to-date list of compatible dimmer switches.



Lighting brilliance since 1878



LED Candle/Round Clear Dimmable



The below table is designed to help you choose a suitable dimmer switch for your Crompton Lamp dimmable product. Crompton Lamps have extensively tested the below dimmer switches to evaluate their dimming function and to make sure the dimmer switch meets our dimming compatibility standards.

All compatible dimmer switches may require low end trimming.

For guidelines on dimmer switches not listed below, or for more information please contact Crompton Lamps.

Manufacturer	Dimmer Model	Dimmer Wattage	Dimmer Type	Lamps Tested Per Circuit	Notes
Aurora	AU-DSP400X	60W-400W	LED	1-4	Steps from 0-30%
Aurora	AU-DSP401	60W-400W	Leading	1-4	Steps from 0-30%
Aurora	AU-DSP651	75W-650W	Leading	1-4	Steps from 0-30%
Danlers	DP1D 400WIET	60W-400W	Leading	1-4	Steps from 0-30%
Danlers	DPDLED	5W-250W	Leading	1-4	Steps from 0-30%
Danlers	DSS1D 250W	40W-250W	Leading	1-4	Steps from 0-30%
Lutron	Commercial Panel Module HW/LP-RPM-4U-230-CE		Leading	1 - 88	Dims 11% - 95%
Lutron	Commercial Panel Module GP (Harrier) Card		Leading	1 - 71	Dims 14% - 96%
Lutron	Commercial Grafik QS/ Wallbox Power Module Grafik Eye QS Main Unit Family, 240V/LQR-WPM-6PCE		Leading	1 - 71	Dims 13% - 93%
Lutron	Commercial Grafik Eye/ HomeWorks GRX-3104-CE/HWI-WPM-6D-230CE		Leading	1 - 71	Dims 13% - 92%
Lutron	Commercial HomeWorks QS/ESN Phase Adaptive LQSE-4A-D (Gen. 2)* / QSNE-4A-D (Gen. 2)*		Trailing	1 - 23	Dims 17% - 96%
Lutron	Commercial HomeWorksQS/myRoom LQSE-4A1-D/MQSE-4A1-D/MQSE-3A1/MQSE-2A1-D, 240V, FP		Leading	1 - 3	Dims 16% - 92%
Lutron	Residential Panel Module HW/LP-RPM-4U-230-CE		Leading	1 - 88	Dims 11% - 95%
Lutron	Residential Panel Module GP (Harrier) Card		Leading	1 - 71	Dims 14% - 96%
Lutron	Residential Grafik QS/ Wallbox Power Module Grafik Eye QS Main Unit Family, 240V/LQR-WPM-6PCE		Leading	1 - 71	Dims 13% - 93%
Lutron	Residential Grafik Eye/ HomeWorks GRX-3104-CE/HWI-WPM-6D-230CE		Leading	1 - 71	Dims 13% - 92%
Lutron	Residential HomeWorks QS/ESN Phase Adaptive LQSE-4A-D (Gen. 2)* / QSNE-4A-D (Gen. 2)*		Trailing	1 - 23	Dims 17% - 96%
Lutron	Residential HomeWorksQS/myRoom LQSE-4A1-D/MQSE-4A1-D/MQSE-3A1/MQSE-2A1-D, 240V, FP		Leading	1 - 3	Dims 16% - 92%
Lutron	Interface NGRX-PB-CE with Grafik Eye QS Main Unit, 240V		Leading	1 - 15	Dims 13% - 95%
MK	K1521WHILV	40W-300W	Leading	2-4	Does not dim below 35%
MK	K1524WHILV	40W-300W	Leading	1-4	Steps from 0-30%
MK	K451 1xxxLV	40W-220W	Leading	1-4	Does not dim below 40%
Eaton	P9131	60W-250W	Leading	1-4	Steps from 0-30%
Variilight	V-Pro JQP252W	10W-250W	Trailing	1-10	Does not dim below 50%
Variilight	V-Pro JQP401W	10W-400W	Trailing	1-10	Does not dim below 50%
Zano	ZANOMO500	11W-50W	Leading	1-4	Steps from 0-30%

The below list of dimmer switches have also been tested by Crompton Lamps and do not meet our dimming compatibility standards. Crompton Lamps does not recommend the use of any of the below dimmer switches as they may cause lamp/dimmer failure.

Danlers: DSS1D 400W, DQDGDEU400W

Lighting brilliance since 1878

