



# Photius LED Tri Colour Select

LED integrated luminaire for use in residential, commercial, office and other interior lighting applications



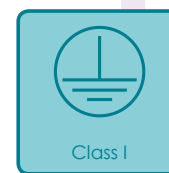

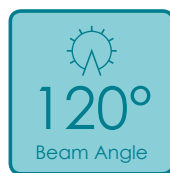
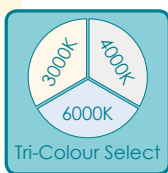
Standard/Emergency



Sensor



- Superb efficiency 120lm/W
- 35,000 hour life (20,000 for emergency)
- 100,000 switching cycles
- Suitable for surface or suspension mount
- Anodized aluminium with Polycarbonate diffuser
- Internal terminal block for safety
- Tri-colour select - easy access hidden switch to select 3000K warm white, 4000K cool white or 6000K daylight colour temperature
- Not suitable for dimming



Code	Product Name	Watts	Volts	Colour	Total Lumens	Width	Length	Height	Price
<b>Standard - Single Carton</b>									
12219	Integrated CCT 4ft Batten	40W	240V	Tri-Colour Select	4800	80mm	1200mm	36mm	
12240	Integrated CCT 5ft Batten	60W	240V	Tri-Colour Select	7200	80mm	1500mm	36mm	
<b>Microwave Sensor** - Single Carton</b>									
12226	Integrated CCT 4ft Batten with Microwave Sensor	40W	240V	Tri-Colour Select	4800	80mm	1200mm	36mm	
12257	Integrated CCT 5ft Batten with Microwave Sensor	60W	240V	Tri-Colour Select	7200	80mm	1500mm	36mm	
<b>3-Hour Emergency* - Single Carton</b>									
12233	Integrated CCT 4ft Batten with 3-Hour Emergency	40W	240V	Tri-Colour Select	4800	80mm	1200mm	36mm	
12264	Integrated CCT 5ft Batten with 3-Hour Emergency	60W	240V	Tri-Colour Select	7200	80mm	1500mm	36mm	

\* Emergency Discharge ≥ 3 Hours at 960lm, 24 hour charge time required. Built in Emergency test function. Fitted with a 4 Way Terminal block for Permanent Live  
 \*\* 6m Detection range. 5s-10min Hold time 5-∞lum light sensor Instant off or 20% light output after hold time when sensor not triggered. 30s-∞ dimming level hold.

Lighting brilliance since 1878