




# Celine LED Commercial Downlight



Ideally efficient integrated LED downlight with loop-in loop-out wiring connections.


- Long life 30,000 hours maintenance free operation
- 15,000 switching cycles
- IP44 rated suitable for bathroom zones 1 and 2
- Constructed from corrosion resistant thermal plastic
- Easy Installation, includes 1m cable pre-wired to input
- Colour rendering index Ra≥80
- Ideal replacement for PLC CFL downlights
- Instant full light output
- Back lit design to ensure light is uniform within the beam
- Chips mounted on aluminium heatsink for maximum thermal control
- Not suitable for dimming

Product Code	Watts (W)	Volts (V)	Colour Appearance	Colour Temp (K)	Useful Lumens (lm)	Total Lumens (lm)	Beam Angle	Dimensions (mm)			Order Qty
								Dia	H	Cutout Ø	
<b>Single Carton</b>											
6317	15	240	Cool White	4000	990	1200	100°	180	60	160	1
6331	30	240	Cool White	4000	2100	2400	100°	230	60	210	1




This luminaire contains built-in LED lamps.

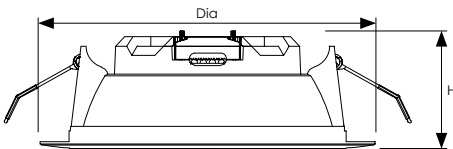
The lamps cannot be changed in the luminaire.



**LED**



**CROMPTON LAMPS** **874/2012**





Suitable for Bathroom use Zones 1-2



Not suitable for dimming



**5 YEAR**  
LIMITED WARRANTY



**IP44**  
IP Rating



*Lighting brilliance since 1878*

Phoebe LED™ is a trading name of Crompton Lamps Limited  
 Crompton Lamps Limited registered in England and Wales No. 05590551  
 Registered office and correspondence address: Unit 2, Marttree Business Park, Bowling Back Lane, Bradford BD4 8QE  
**Tel:** +44 (0)1274 657 088 **Fax:** +44 (0)1274 657 087 **Email:** sales@cromptonlamps.com **Web:** www.cromptonlamps.com

All images and specifications are for illustration purposes only and are subject to change without notice.  
 E. & O. E. © Crompton Lamps Limited 2019