



Electra LED Recessed Scoop Light

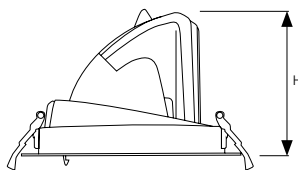
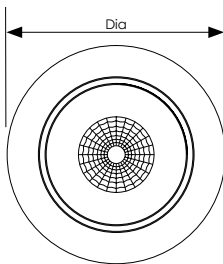


Mains operated energy efficient integrated LED Recessed Scoop Light, dual use for downlight/spotlight.

- Long life 30,000 hours maintenance free operation
- 100,000 switching cycles
- 355° rotation and 0° to 40° tilt angle
- Includes LED driver
- Polycarbonate lens and die-cast aluminium in a white finish
- IP20 rated suitable for indoor use only
- Not suitable for dimming
- Instant full light

Product Code	Product Description	Watts (W)	Volts (V)	Colour Appearance	Colour Temp (K)	Useful Lumens (lm)	Total Lumens (lm)	Beam Angle	Dimensions (mm)			Order Qty
									Dia	H	Cutout ø	
10406	Recessed Scoop	37	240	Warm White	3000	3750	4000	25°	190	137	175	1
10413	Recessed Scoop	37	240	Cool White	4000	3800	4050	25°	190	137	175	1

Single Carton



From 0° Downlight Up to 40° Spotlight


This luminaire contains built-in LED lamps.

The lamps cannot be changed in the luminaire.

CROMPTON LAMPS

LED Energy Efficiency Class: A++ (Green), A+ (Green), A (Yellow), C (Red), D (Red), E (Red)

874/2012



Lighting brilliance since 1878

Phoebe LED™ is a trading name of Crompton Lamps Limited
 Crompton Lamps Limited registered in England and Wales No. 05590551
 Registered office and correspondence address: Unit 2, Martree Business Park, Bowling Back Lane, Bradford BD4 8QE
 Tel: +44 (0)1274 657 088 Fax: +44 (0)1274 657 087 Email: sales@cromptonlamps.com Web: www.cromptonlamps.com

All images and specifications are for illustration purposes only and are subject to change without notice.
 E. & O. E. © Crompton Lamps Limited 2019