

This instruction sheet is relevant to Rotatorspot LED Rotating Display part code: 9493

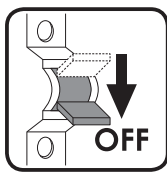
THANK YOU for buying this PHOEBE LED product. To help ensure this luminaire gives complete satisfaction please only use it according to the following instructions, and then pass the instructions to the appropriate person for retention and future reference.

Warning

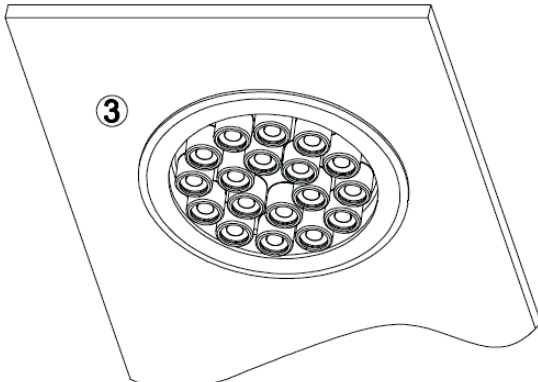

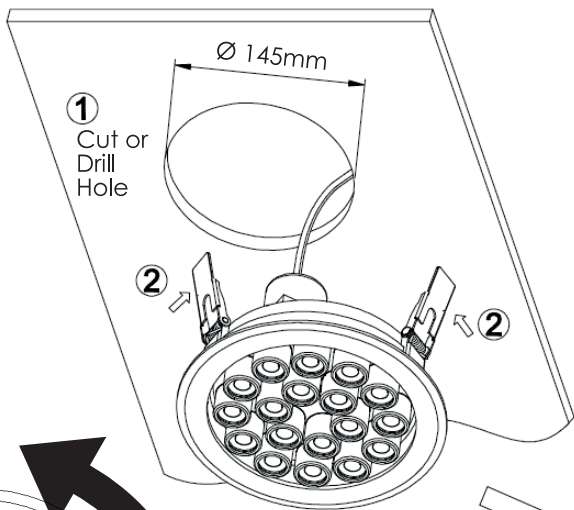
When installing or using this track system, basic safety precautions should always be followed, including the following:

- 1. Read all instructions
- 2. Switch off the power supply before installation or maintenance
- 3. Only for indoor and dry location use only. Do not install in dusty, humid or wet locations
- 4. Do not cover this product with insulation as air free circulation is required for operation

- 5. Do not exceed the nominal supply voltage or amperage ratings
- 6. Do not operate if product is damaged
- 7. This product requires a 24V constant voltage DC driver. However some 24V constant voltage drivers may have a minimum required load which may not be met when installing low powered LEDs. Phoebe LED can supply a suitable 24V constant voltage driver suitable for this product - part code: 9400



Switch off the power supply before installation



- 1 Cut/drill a cut-out hole with a dimension Ø145mm
- 2 Lift the spring arms backwards and push the fitting into the cut-out hole
Do not cover the fitting with insulation material
- 3 Release the spring arms to secure the fitting flush to the surface
- 4 Connect the 50cm power lead to the +ve and -ve terminals of your 24V Constant Current Driver - please refer to your driver instructions for wiring diagrams and operating instructions
- 5 The LED lights in the fitting will continuously rotate 360° while in operation - keep objects away from the fitting so the do not obstruct the movement



Product Code	Power (W)	Voltage (V)	Current (mA)	Colour Appearance	Colour Temperature (K)	CRI	Beam Angle	Useful Lumens (lm)	Total Lumens (lm)	Average Rated Life (hrs)	Ingress Protection Rating	Ambient Operating Temperature	Dimensions (mm)		
													Dia	H	Cutout
9493	19	24	800	Cool White + RGB	5000K + RGB	≥90	20°	1780	1860	20000	IP20	-20°C to +30°C	160	93.5	145

Images are for information only. Phoebe LED shall not be held liable for improper operation of the luminaire in circumstances where procedures and specifications have not been followed correctly.

Tel: +44 (0)1274 657 088 **Fax:** +44 (0)1274 657 087 **Web:** www.phoebeled.com